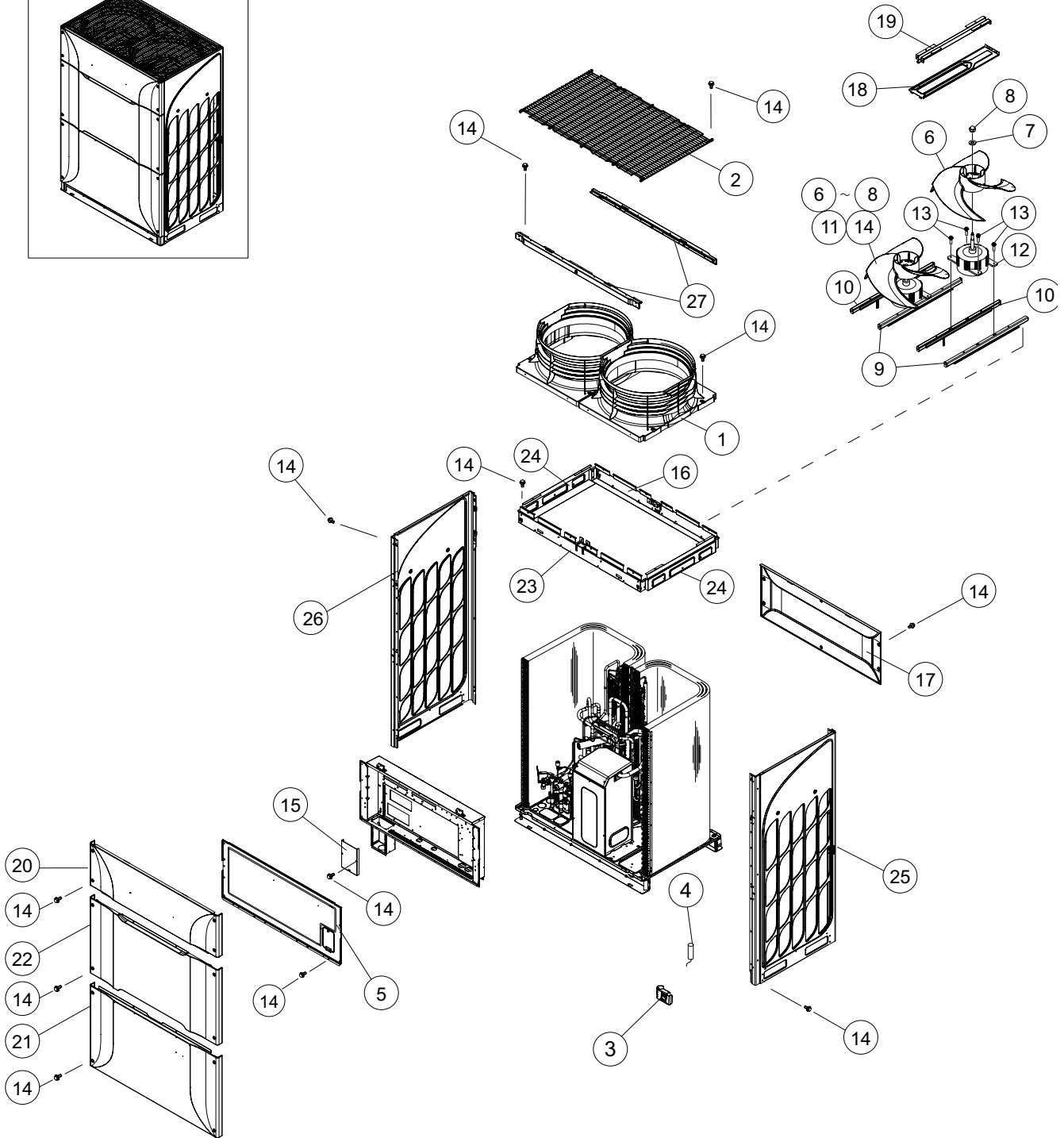
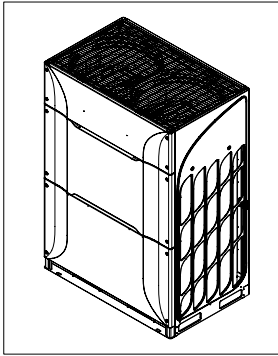


## Cabinet and Fan

No.	DESCRIPTION	DWG No.	PART No.	MODEL NAME			REMARKS
				RAS-14FSXNSE; 3~400V 50 HZ	RAS-16FSXNSE; 3~400V 50 HZ	RAS-18FSXNSE; 3~400V 50 HZ	
				PRODUCT CODE			
				7E334230	7E334231	7E334232	
1	Upper Cover	H7A03858 A		2	2	2	
2	Protector Net	H7C05641 A		1	1	1	
3	Thermistor Case	H7D10705 A		1	1	1	for Ta Thermistor
4	Thermistor	17C59663 A	P22520	1	1	1	THM7: for Ambient (Ta)
5	Electrical Box Cover Assy	XEK26208 A	E05589	1	1	1	
6	Propeller Fan	H7A03833 D		2	2	2	Ø544
7	Washer	17E08525 E	P23249	2	2	2	SUS
8	Closing Nut	17D50034 D	P23248	2	2	2	SUS, M10
9	Motor Clamp	H7C05624 A		2	2	2	
10	Motor Clamp Assy	H7D10935 A		2	2	2	
11	Fan Motor	17A26828 C	P31321	1	1	1	MOF1: L-HJ-750-G4-1
12	Fan Motor	17A26828 D	P31322	1	1	1	MOF2: L-HJ-750-H4-1
13	M6 SUS Screw	X17D30320 H	E03097	8	8	8	for Fan Motor
14	Special Screw	17H12637 A	P25678	93	93	93	
15	TB Box Cover	XEK50624 A	E05576	1	1	1	
16	Back Middle Frame Stay	H7C05612 A		1	1	1	
17	Back Upper Cover	H7B04765 A		1	1	1	
18	Center Middle Frame Stay 1	H7C05622 A		1	1	1	
19	Center Middle Frame Stay 2	H7C05621 B		1	1	1	
20	Front Cover 1	H7B04756 A		1	1	1	Front Upper cover
21	Front Cover 2 Assy	XEK51246 A	E05596	1	1	1	Front Bottom cover
22	Front Cover 3	H7B04759 A		1	1	1	Front Center cover
23	Front Middle Frame Stay 1	H7C05611 A		1	1	1	
24	Middle Frame Stay	H7C06059 A		2	2	2	Right / Left side
25	Side Cover R Assy	XEK26476 A	E05585	1	1	1	
26	Side Cover L Assy	XEK26478 A	E05600	1	1	1	
27	Upper Frame	H7C05618 A		2	2	2	Front / Back side

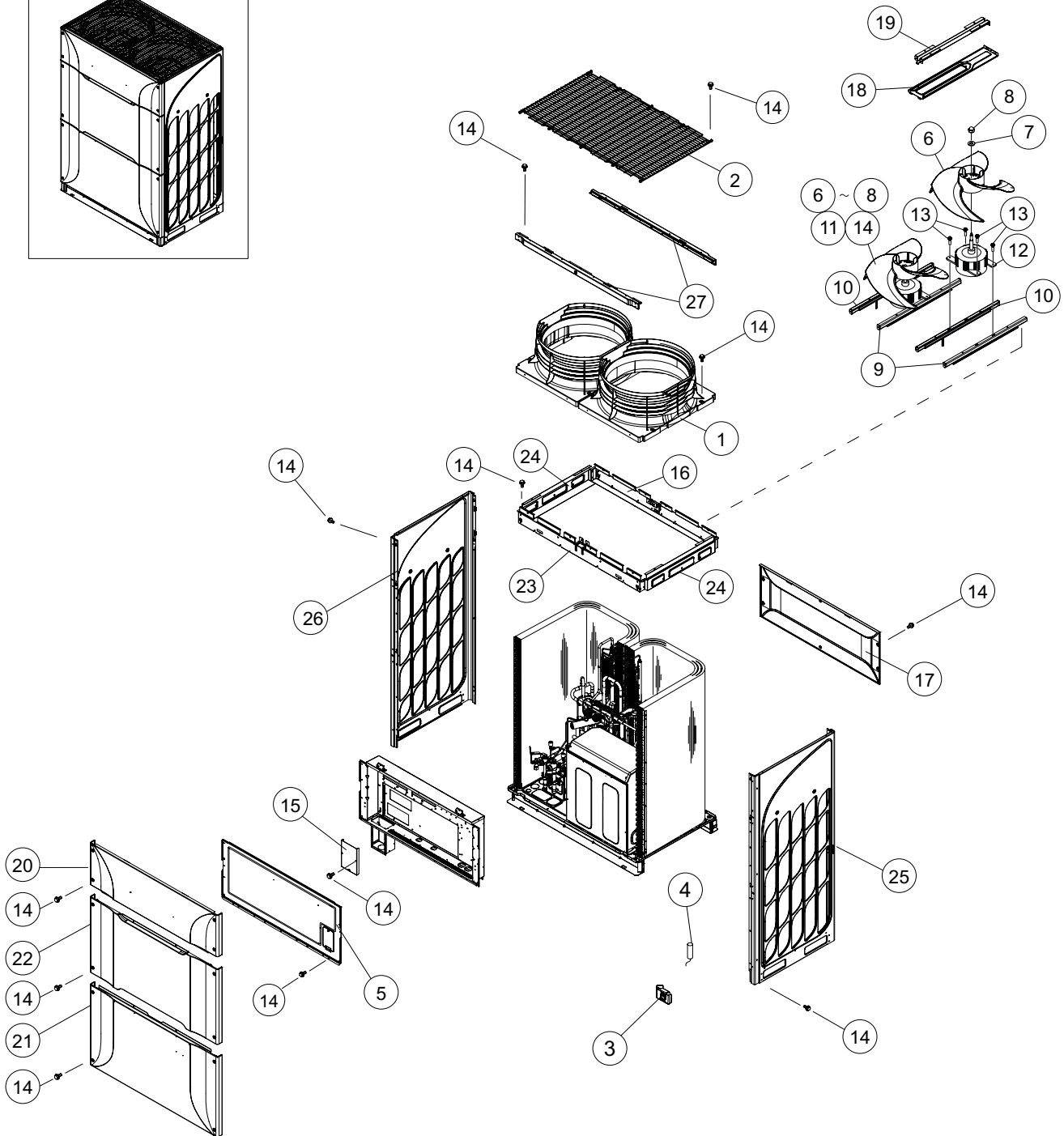
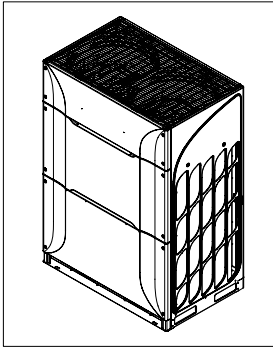
Cabinet and Fan



A	Truss Head Tapping Screw		F	Stud Bolt	
B	Round Head Screw		G	Nut	
C	Flat Head Screw		H	Washer	
D	Pan Head Tapping Screw		J	Spring Lock Washer	
E	Hexagon Head Bolt		K	Toothed Lock Washer	

NOTE:  
The unchromated coating is applied to iron and steel material for the unspecified materials of the bolt and screw.

Cabinet and Fan



A	Truss Head Tapping Screw		F	Stud Bolt	
B	Round Head Screw		G	Nut	
C	Flat Head Screw		H	Washer	
D	Pan Head Tapping Screw		J	Spring Lock Washer	
E	Hexagon Head Bolt		K	Toothed Lock Washer	

NOTE:

The unchromated coating is applied to iron and steel material for the unspecified materials of the bolt and screw.

## Refrigerant Cycle

PRODUCT CODE	7E334230
MODEL NAME	RAS-14FSXNSE, 3~400V 50 HZ

No.	DESCRIPTION	DWG No.	PART No.	Qty	REMARKS
1	INV Compressor	17F20908 A	6964624	1	MC1: DC80PHD-D2YE2
2	Vibration Absorber	17D21147 B	P28639	4	
3	Vibration Absorber	X17D21207 A	E00699	3	
4	Nut	17D49475 A	P21245	3	
5	Crankcase Heater	17B48790 C	P31325	3	CH1: 37.3W, Belt Heater
6	Rubber Cap	17B29767 A	P24397	1	
7	C-Cover	XEK26147 B	E06123	1	
8	C-Cover	XEK51248 A	E06120	1	
9	C-Cover Assy	XEK50847 A	E05741	1	
9-1	C-Cover Assy	XEK50768 A	E06118	1	
9-2	Sound Proof Sheet	XEK51163 A	E05620	1	
9-3	Rubber Bush	17H33253 A	P31359	3	
10	C-Cover Assy	XEK50873 B	E05742	1	
10-1	C-Cover	XEK51464 A	E06125	1	
10-2	Sound Proof Sheet	XEK51164 A	E05622	1	
11	C-Cover Assy	XEK50769 A	E05769	1	
12	Accumulator	XEK12890 A	E05651	1	
13	Oil Pipe Assy	XEK50832 A	E05766	1	
13-1	Check Joint	17C75461 D	P29350	1	
14	V Stay Assy	17H30618 A		1	
15	D-Pipe Assy	XEK12909 A	E05627	1	
15-1	Oil Separator	X17F19258 A	E05633	1	
15-2	Check Valve	17F18046 A	P31065	1	
15-3	Strainer	17D55178 A	P16943	1	
15-4	Pressure Switch	XEK22551 A	E03359	1	PSH1: ACB-1UB42
16	L-Pipe Assy	XEK12910 A	E05656	1	
16-1	Double Pipe	XEK38011 C	E05657	1	
16-2	Plate Stay	X17H30158 A	E05658	1	
16-3	Plate Clamp	X17E25685 A	E03116	1	
16-4	Rubber Seat	X17H10681 A	E03921	1	
16-5	Expansion Valve	X17F05654 A	E05577	1	MVB: UKV-25D174 without Coil
16-6	EXPV. Coil	X17C78180 C	E01369	1	MVB: UKV-A035
16-7	Strainer	17G62700 A	P25041	1	
16-8	Service Valve	XEK25608 A	E03449	1	OD: 1/2
16-9	Special Screw	X17D30320 F	E05571	2	SUS.M6
17	Reversing Valve Assy	XEK12942 A	E05772	1	
17-1	Reversing Valve	X17F06923 A	E05579	2	RVR1, 2: STF-H0712 without Coil
17-2	Coil	17F06925 C	P31570	2	RVR1, 2: STF-H01A12401A1
17-3	Solenoid Valve	17F14670 A	P31176	1	SVA: FDF5A11 without Coil
17-4	Coil	17F14671 D	P31180	1	SVA: FQ-A0522G-001332
17-5	Solenoid Valve	17F13308 A	P30165	2	SVG: TEV-S without Coil
17-6	Coil	17F13309 D	P30169	2	SVG: TEV-SM0AJ2066A1
17-7	Strainer	17G62701 A	P25036	1	
17-8	Check Joint	17C75461 B	P25044	2	

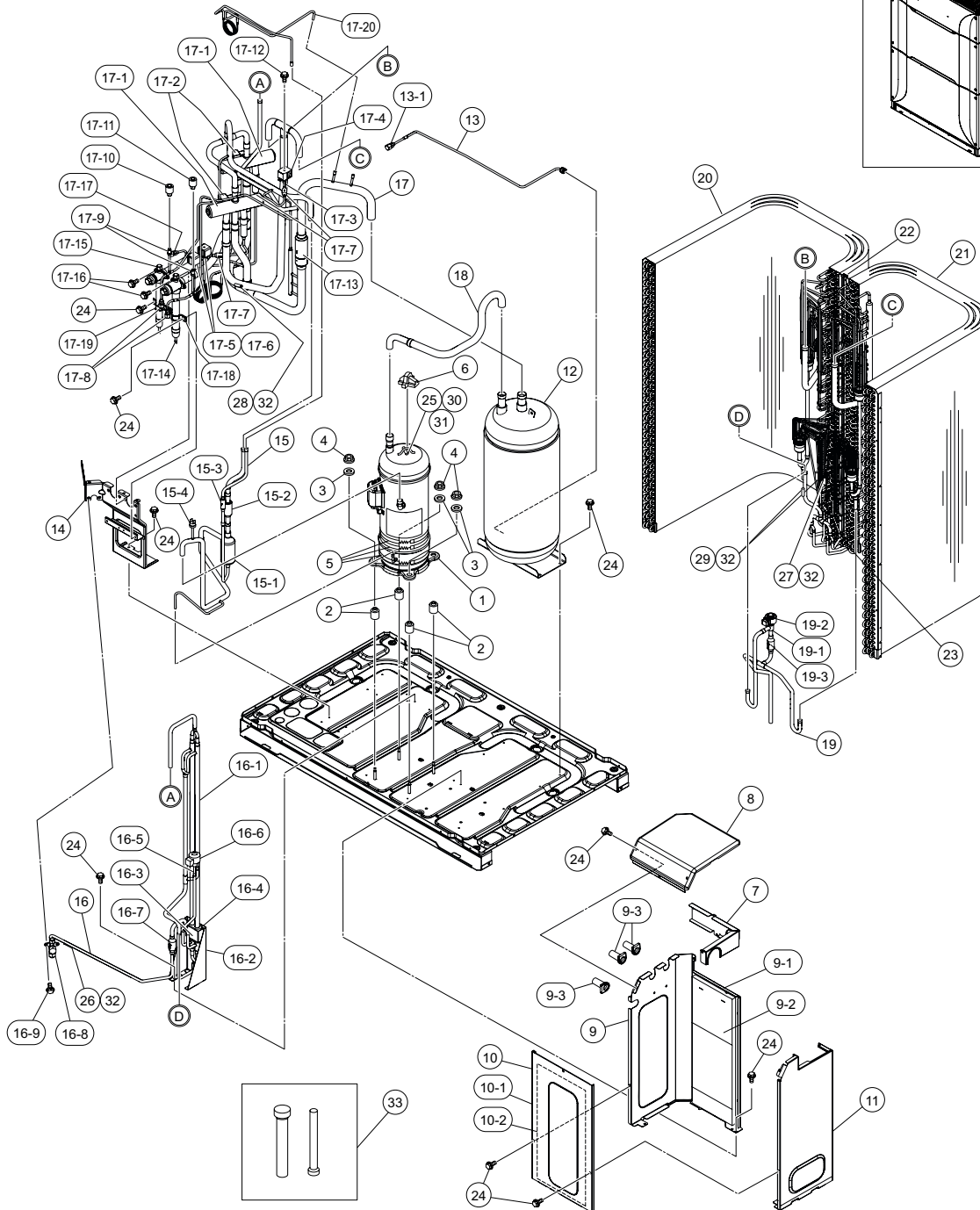
## Refrigerant Cycle

PRODUCT  
CODE  
7E334230

MODEL NAME  
RAS-14FSXNSE, 3~400V 50 HZ

No.	DESCRIPTION	DWG No.	PART No.	Qty	REMARKS
17-9	PGC Joint	17C93010 B	P27887	2	
17-10	Pressure Sensor (D)	X17B46255 D	E05586	1	PD: NSK-BH050F-565
17-11	Pressure Sensor (S)	X17B46256 D	E05587	1	PS: NSK-BH020F-565
17-12	Screw	17H32504 A	P31227	1	for Solenoid Valve
17-13	Strainer	17G87733 A	P27603	1	
17-14	Service Valve	17F09234 A	P29261	1	OD: 1/1
17-15	Service Valve	17F09233 A	P29260	1	OD: 7/8
17-16	Special Screw	X17D30320 F	E05571	2	SUS,M6
17-17	Check Joint	X17C75461 C	E03124	1	
17-18	Band	17G00129 E		1	
17-19	Band	17G00129 H		1	
17-20	Oil Return Pipe Assy	X17F19383 A	E05665	1	
18	S-Pipe Assy	X17H30248 A	E05666	1	
19	Expansion Valve Assy	XEK51124 A	E05667	1	
19-1	Expansion Valve	17F07288 B	P29262	1	MV1: PAM-BBOYGHS-1 without Coil
19-2	EXPV. Coil	17F07287 A	P29263	1	MV1: PAM-MD12HS-7
19-3	Strainer	17G62700 A	P25041	1	
20	Heat Exchanger	XEK12973 A	E05668	1	Left
21	Heat Exchanger	XEK12977 A	E05669	1	Right
22	Stay for Heat Exchanger	XEK26165 A	E05908	1	
23	SC-Pipe Assy	X17H30439 A	E05671	1	
24	Special Screw	17H12637 A	P25678	20	
25	Thermistor	17B24597 A	P22521	1	TD1, THM8
26	Thermistor	17C59664 A	P22523	1	for Pipe Temperature, TCHG, THM17
27	Thermistor	17C59664 A	P22523	1	for Pipe Temperature, TE2, THM11
28	Thermistor	17C59664 E	P23507	1	for Pipe Temperature, TG, THM12
29	Thermistor	17C59664 E	P23507	2	for Pipe Temperature, TE1 & TSC, THM10 & THM23
30	TH Plate	X17D82987 A	E05644	1	
31	TH Plate	X17D40794 A	E05645	1	
32	TH Plate	X17D49473 A	E05646	5	
33	Accessory Pipe Assy	XEK51148 K	E05760	1	

Refrigerant Cycle



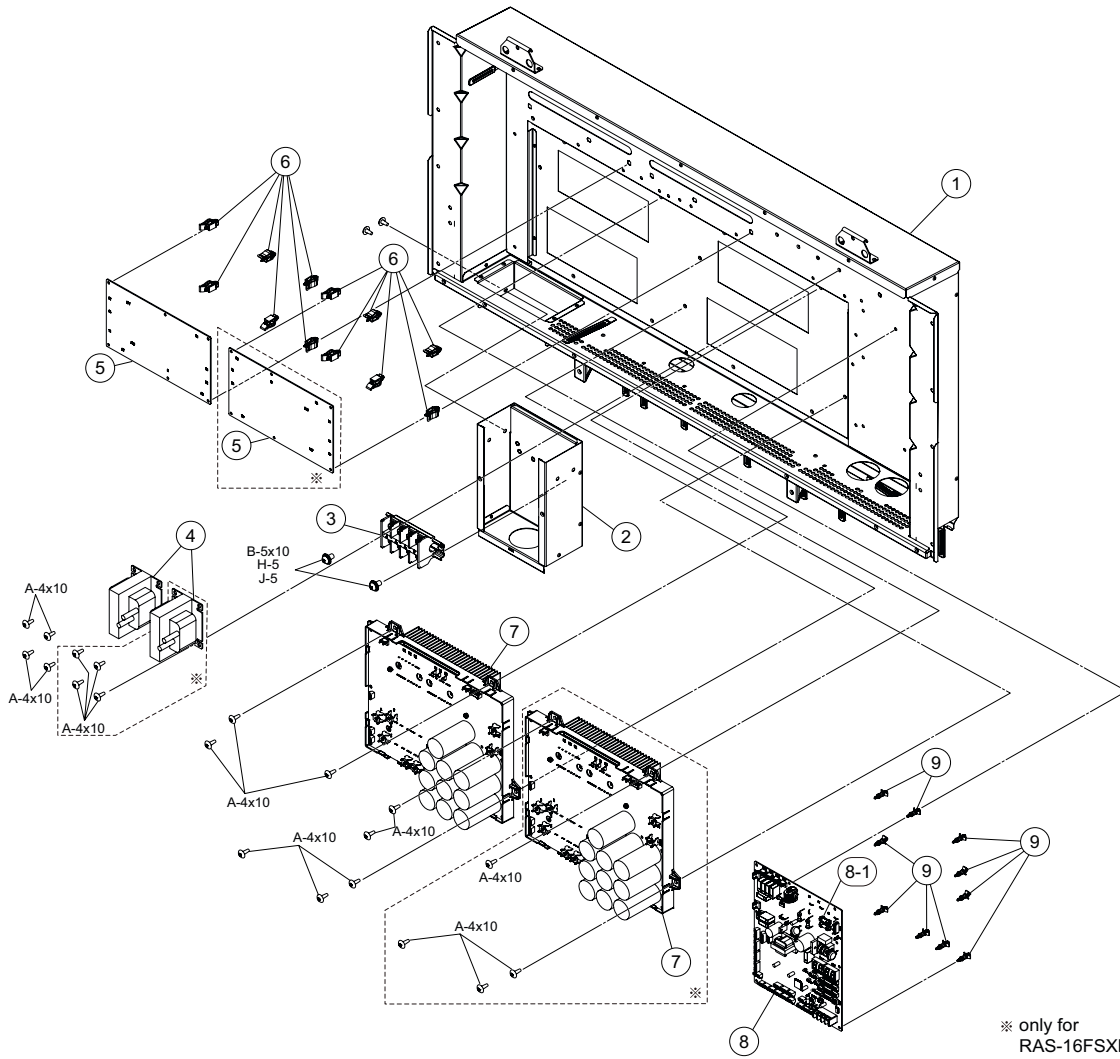
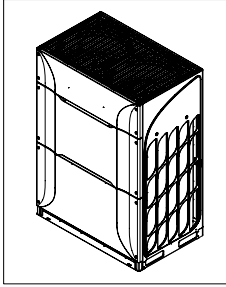
A	Truss Head Tapping Screw		F	Stud Bolt	
B	Round Head Screw		G	Nut	
C	Flat Head Screw		H	Washer	
D	Pan Head Tapping Screw		J	Spring Lock Washer	
E	Hexagon Head Bolt		K	Toothed Lock Washer	

**NOTE:**  
The unchromated coating is applied to iron and steel material for the unspecified materials of the bolt and screw.

Electrical Parts

No.	DESCRIPTION	DWG No.	PART No.	MODEL NAME			REMARKS
				RAS-14FSXNSE, 3~400V 50 HZ	RAS-16FSXNSE, 3~400V 50 HZ	RAS-18FSXNSE, 3~400V 50 HZ	
				PRODUCT CODE			
				7E334230	7E334231	7E334232	
1	Electrical Box	XEK12915 A	E05719	1			
		XEK12915 C	E05720		1	1	
2	TB Box	XEK50752 A	E05715	1	1	1	
3	Terminal Board	XEK34375 A	E02519	1			TB1: 600V, 50A
		17P00843 C	P29802		1	1	TB1: 600V, 80A
4	Reactor	17H32793 B	P31332	1	1	1	DCL1: 1.0mH, 35A
		17H32793 C	P31333		1	1	DCL2: 1.0mH, 35A
5	Noise Filter	17A26887 B	P31277	1	2	2	NF1, NF2: NF161, Power fuses (PF 50A)
6	Holder	17G07802 A	P20985	6	12	12	Noise Filter Holder
7	Inverter Fin	17F21278 E	P31272		2	2	INV1, INV2: PV161, 19.5A, Smoothing Capacitor (8000µF)
		17F21278 H	P31275	1			INV1: PV161, 26A, Smoothing Capacitor (8000µF)
8	Control PCB	17B47250 B	P31267	1	1	1	PCB1: PO151
8-1	Fuse	17C90851 A	P27957	2	2	2	EFR1, EFS1: AC250V, 5A
9	Spacer	XEK30992 C	E03165	10	10	10	PCB Holder

Electrical Parts



※ only for  
RAS-16FSXNSE,  
RAS-18FSXNSE,

A	Truss Head Tapping Screw		F	Stud Bolt	
B	Round Head Screw		G	Nut	
C	Flat Head Screw		H	Washer	
D	Pan Head Tapping Screw		J	Spring Lock Washer	
E	Hexagon Head Bolt		K	Toothed Lock Washer	

**NOTE:**

The unicromated coating is applied to iron and steel material for the unspecified materials of the bolt and screw.