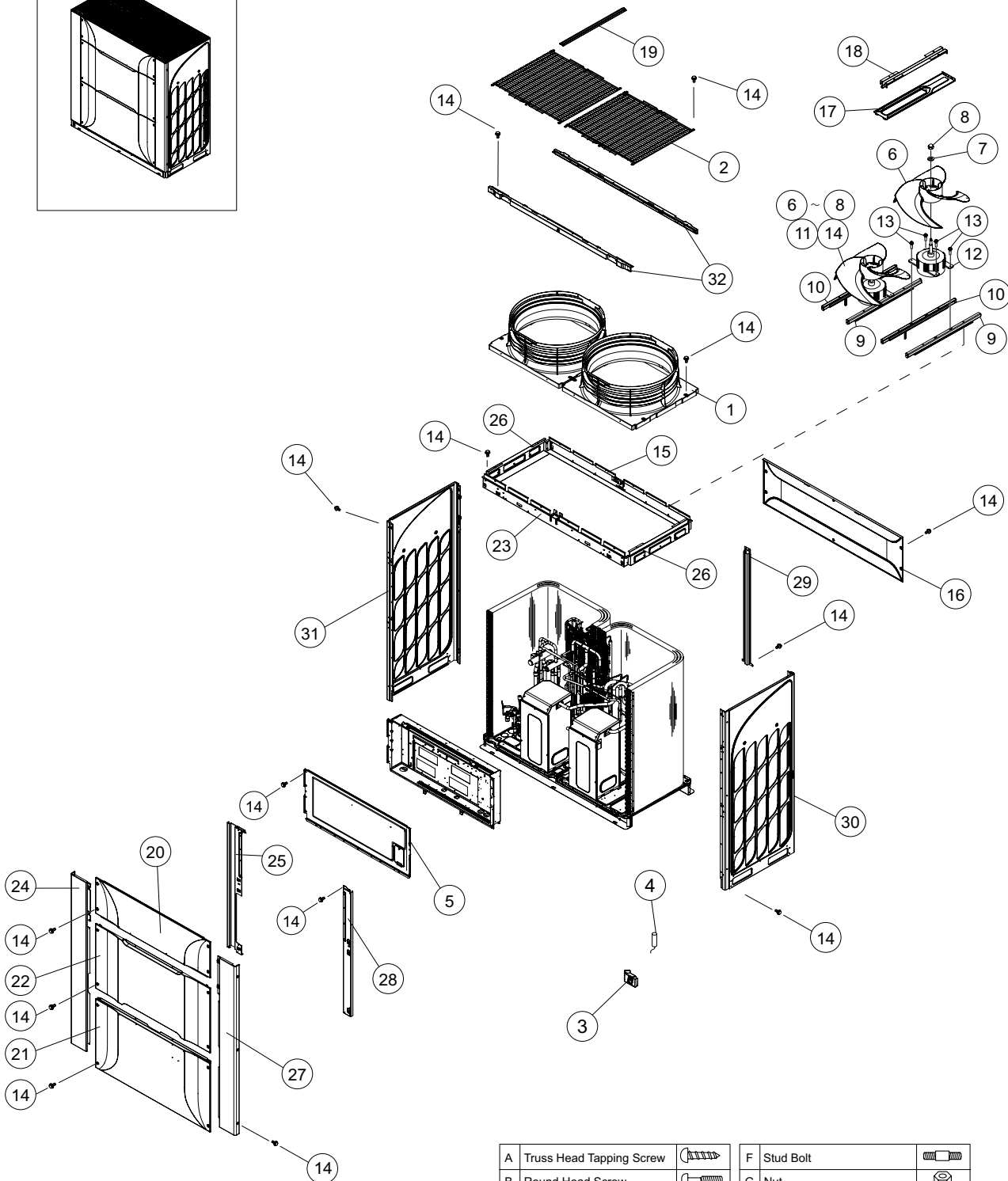
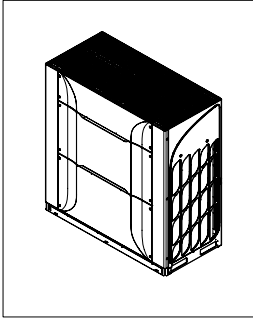


Cabinet and Fan

PRODUCT CODE	7E334239
	7E334251
	7E334240
MODEL NAME	RAS-20FSXNSE; 3~400V 50 HZ
	RAS-22FSXNSE; 3~400V 50 HZ
	RAS-24FSXNSE; 3~400V 50 HZ

No.	DESCRIPTION	DWG No.	PART No.	Qty	Qty	Qty	REMARKS
1	Upper Cover	H7A03857 A		2	2	2	
2	Protector Net	H7D09775 A		2	2	2	
3	Thermistor Case	H7D10705 A		1	1	1	for Ta Thermistor
4	Thermistor	17C59663 A	P22520	1	1	1	THM7: for Ambient (Ta)
5	Electrical Box Cover Assy	XEK26266 A	E05603	1	1	1	
6	Propeller Fan	X17A21604 A	E05575	2	2	2	Ø644
7	Washer	17E08525 E	P23249	2	2	2	SUS
8	Closing Nut	17D50034 D	P23248	2	2	2	SUS, M10
9	Motor Clamp	H7C05624 A		2	2	2	
10	Motor Clamp Assy	H7D10935 A		2	2	2	
11	Fan Motor	17A26828 A	P31319	1	1	1	MOF1: L-HJ-750-E4-1
12	Fan Motor	17A26828 B	P31320	1	1	1	MOF2: L-HJ-750-F4-1
13	M6 SUS Screw	X17D30320 H	E03097	8	8	8	for Fan Motor
14	Special Screw	17H12637 A	P25678	115	115	115	
15	Back Middle Frame Stay	H7C05614 A		1	1	1	
16	Back Upper Cover	H7B04766 A		1	1	1	
17	Center Middle Frame Stay 1	H7C05622 A		1	1	1	
18	Center Middle Frame Stay 2	H7C05621 A		1	1	1	
19	Center Upper Frame	H7C05625 A		1	1	1	
20	Front Cover 1	H7B04757 A		1	1	1	Front Upper cover
21	Front Cover 2 Assy	XEK51254 A	E05609	1	1	1	Front Bottom cover
22	Front Cover 3	H7B04760 A		1	1	1	Front Center cover
23	Front Middle Frame Stay 1	H7C05613 A		1	1	1	
24	L Front Corner	H7C05629 A		1	1	1	
25	L Front Stay	XEK26143 A	E05613	1	1	1	
26	Middle Frame Stay	H7C06059 A		2	2	2	Right / Left side
27	R Front Corner	H7C05630 A		1	1	1	
28	R Front Stay	H7C05628 A		1	1	1	
29	Rear Cond. Stay	XEK26167 A	E05616	1	1	1	
30	Side Cover R Assy	XEK26476 A	E05585	1	1	1	
31	Side Cover L Assy	XEK26478 A	E05600	1	1	1	
32	Upper Frame	H7C05619 A		2	2	2	Front / Back side

Cabinet and Fan



A	Truss Head Tapping Screw		F	Stud Bolt	
B	Round Head Screw		G	Nut	
C	Flat Head Screw		H	Washer	
D	Pan Head Tapping Screw		J	Spring Lock Washer	
E	Hexagon Head Bolt		K	Toothed Lock Washer	

NOTE:
The unchromated coating is applied to iron and steel material for the unspecified materials of the bolt and screw.

Refrigerant Cycle

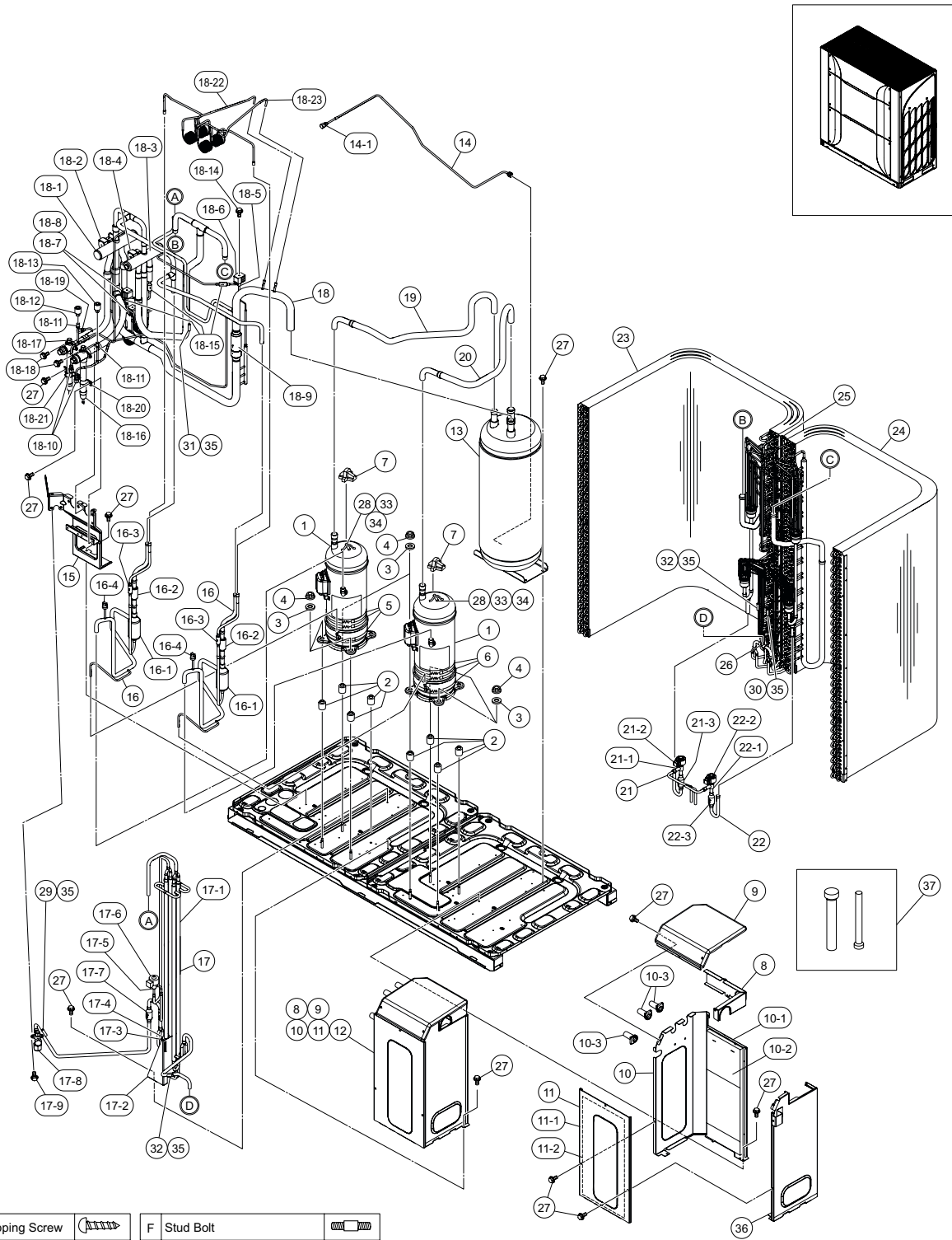
MODEL NAME	PRODUCT CODE
RAS-20FSXNSE, 3~400V 50 HZ	7E334239
RAS-22FSXNSE, 3~400V 50 HZ	7E334251
RAS-24FSXNSE, 3~400V 50 HZ	7E334240

No.	DESCRIPTION	DWG No.	PART No.	Qty	Qty	Qty	REMARKS
1	INV Compressor	17F20906 A	06950224	2			MC1, MC2: AA50PHD-D2YE2
		17F20908 A	6964624		2	2	MC1, MC2: DC80PHD-D2YE2
2	Vibration Absorber	17D21147 B	P28639	8	8	8	
3	Vibration Absorber	X17D21207 A	E00699	6	6	6	
4	Nut	17D49475 A	P21245	6	6	6	
5	Crankcase Heater	17B48790 A	P31323	3			CH1: 37.3W, Belt Heater
		17B48790 C	P31325		3	3	CH1: 37.3W, Belt Heater
6	Crankcase Heater	17B48790 B	P31324	3			CH2: 37.3W, Belt Heater
		17B48790 D	P31326		3	3	CH2: 37.3W, Belt Heater
7	Rubber Cap	17B29767 A	P24397	2	2	2	
8	C-Cover	XEK26147 B	E06123	2	2	2	
9	C-Cover	XEK51248 A	E06120	2	2	2	
10	C-Cover Assy	XEK50847 A	E05741	2	2	2	
10-1	C-Cover Assy	XEK50768 A	E06118	2	2	2	
10-2	Sound Proof Sheet	XEK51163 A	E05620	2	2	2	
10-3	Rubber Bush	17H33253 A	P31359	6	6	6	
11	C-Cover Assy	XEK50873 B	E05742	2	2	2	
11-1	C-Cover	XEK51464 A	E06125	2	2	2	
11-2	Sound Proof Sheet	XEK51164 A	E05622	2	2	2	
12	C-Cover Assy	XEK50769 A	E05769	1	1	1	
13	Accumulator	XEK12892 A	E05692	1	1	1	
14	Oil Pipe Assy	XEK50834 A	E05768	1	1	1	
14-1	Check Joint	17C75461 D	P29350	1	1	1	
15	V Stay Assy	17H30618 A		1	1	1	
16	D-Pipe Assy	XEK12908 A	E05626	2			
		XEK12909 A	E05627		2	2	
16-1	Oil Separator	X17F19258 A	E05633	2	2	2	
16-2	Check Valve	17F18046 A	P31065	2	2	2	
16-3	Strainer	17D55178 A	P16943	2	2	2	
16-4	Pressure Switch	XEK22551 A	E03359	2	2	2	PSH1, PSH2: ACB-1UB42
17	L-Pipe Assy	XEK12913 A	E05694	1	1	1	
17-1	Double Pipe	XEK26181 A	E05695	1	1	1	
17-2	Plate Stay	X17H30158 A	E05658	1	1	1	
17-3	Plate Clamp	X17E25685 A	E03116	1	1	1	
17-4	Rubber Seat	X17H10681 A	E03921	1	1	1	
17-5	Expansion Valve	X17F05654 A	E05577	1	1	1	MVB: UKV-25D174 without Coil
17-6	EXPV. Coil	X17C78180 C	E01369	1	1	1	MVD: UKV-A035
17-7	Strainer	17G62700 A	P25041	1	1	1	
17-8	Service Valve	X17F15944 A	E05582	1	1	1	OD: 5/8
17-9	Special Screw	X17D30320 F	E05571	2	2	2	SUS,M6
18	Reversing Valve Assy	XEK12944 A	E05777	1			
		XEK12945 A	E05778		1	1	
18-1	Reversing Valve	X17B36157 A	E05698	1	1	1	RVR1: STF-1511G without Coil
18-2	Coil	X17C74970 D	E05699	1	1	1	RVR1: STF-01AJ504D1
18-3	Reversing Valve	X17F06923 A	E05579	1	1	1	RVR2: STF-01AQ2339A1
18-4	Coil	X17F06925 B	E05660	1	1	1	RVR2: STF-H01AI2401A1
18-5	Solenoid Valve	17F13308 A	P30165	2	2	2	SVG: TEV-S without Coil

Refrigerant Cycle

No.	DESCRIPTION	DWG No.	PART No.	MODEL NAME			REMARKS
				RAS-20FSXNSE, 3-400V 50 HZ	RAS-22FSXNSE, 3-400V 50 HZ	RAS-24FSXNSE, 3-400V 50 HZ	
				PRODUCT CODE			
				7E334239	7E334251	7E334240	
18-6	Coil	17F13309 D	P30169	2	2	2	SVG: TEV-SM0AJ2066A1
18-7	Solenoid Valve	17F14670 A	P31176	1	1	1	SVA: FDF5A11 without Coil
18-8	Coil	17F14671 D	P31180	1	1	1	SVA: FQ-A0522G-001332
18-9	Strainer	17G87733 A	P27603	1	1	1	
18-10	Check Joint	17C75461 B	P25044	2	2	2	
18-11	PGC Joint	17C93010 B	P27887	2	2	2	
18-12	Pressure Sensor (D)	X17B46255 D	E05586	1	1	1	PD: NSK-BH050F-565
18-13	Pressure Sensor (S)	X17B46256 D	E05587	1	1	1	PD: NSK-BH020F-565
18-14	Screw	17H32504 A	P31227	1	1	1	for Solenoid Valve
18-15	Strainer	17G62701 A	P25036	1	1	1	
18-16	Service Valve	17F09234 B	P31057	1	1	1	OD: 1 1/8
18-17	Service Valve	17F09233 A	P29260	1	1	1	OD: 7/8
18-18	Special Screw	X17D30320 F	E05571	2	2	2	SUS, M6
18-19	Check Joint	X17C75461 C	E03124	1	1	1	
18-20	Band	17G00129 E		1	1	1	
18-21	Band	17G00129 H		1	1	1	
18-22	Oil Return Pipe Assy	X17F19449 A	E05700	1			
		X17F19451 A	E05701		1	1	
18-23	Oil Return Pipe Assy	X17F19450 A	E05702	1			
		X17F19452 A	E05703		1	1	
19	S-Pipe Assy	X17H30249 A	E05704	1			
		X17H30251 A	E05705		1	1	
20	S-Pipe Assy	X17H30250 A	E05706	1			
		X17H30252 A	E05707		1	1	
21	Expansion Valve Assy	X17H31150 A	E05708	1	1	1	
21-1	Expansion Valve	17F07288 B	P29262	1	1	1	MV1: PAM-BBOYGHS-1 without Coil
21-2	EXPV. Coil	17F07287 A	P29263	1	1	1	MV1: PAM-MD12HS-7
21-3	Strainer	17G62700 A	P25041	1	1	1	
22	Expansion Valve Assy	X17H31151 A	E05709	1	1	1	
22-1	Expansion Valve	17F07288 B	P29262	1	1	1	MV2: PAM-BBOYGHS-1 without Coil
22-2	EXPV. Coil	17F07287 A	P29263	1	1	1	MV2: PAM-MD12HS-7
22-3	Strainer	17G62700 A	P25041	1	1	1	
23	Heat Exchanger	XEK12974 A	E05710	1	1	1	Left
24	Heat Exchanger	XEK12978 A	E05711	1	1	1	Right
25	Stay for Heat Exchanger	XEK26165 B	E05780	1	1	1	
26	SC-Pipe Assy	X17H30439 C	E05712	1	1	1	
27	Special Screw	17H12637 A	P25678	20	20	20	
28	Thermistor	17B24597 A	P22521	2	2	2	TD1, THM8
29	Thermistor	17C59664 D	P23504	1	1	1	for Pipe Temperature, TCHG, THM17
30	Thermistor	17C59664 B	P23039	1	1	1	for Pipe Temperature, TE2, THM11
31	Thermistor	17C59664 E	P23507	1	1	1	for Pipe Temperature, TG, THM12
32	Thermistor	17C59664 E	P23507	2	2	2	for Pipe Temperature, TE1 & TSC, THM10 & THM23
33	TH Plate	X17D82987 A	E05644	2	2	2	
34	TH Plate	X17D40794 A	E05645	2	2	2	
35	TH Plate	X17D49473 A	E05646	5	5	5	
36	C-Cover Assy	XEK50769 A	E05769	1	1	1	
37	Accessory Pipe Assy	XEK51148 G	E05717	1			
		XEK51148 H	E05718		1	1	

Refrigerant Cycle



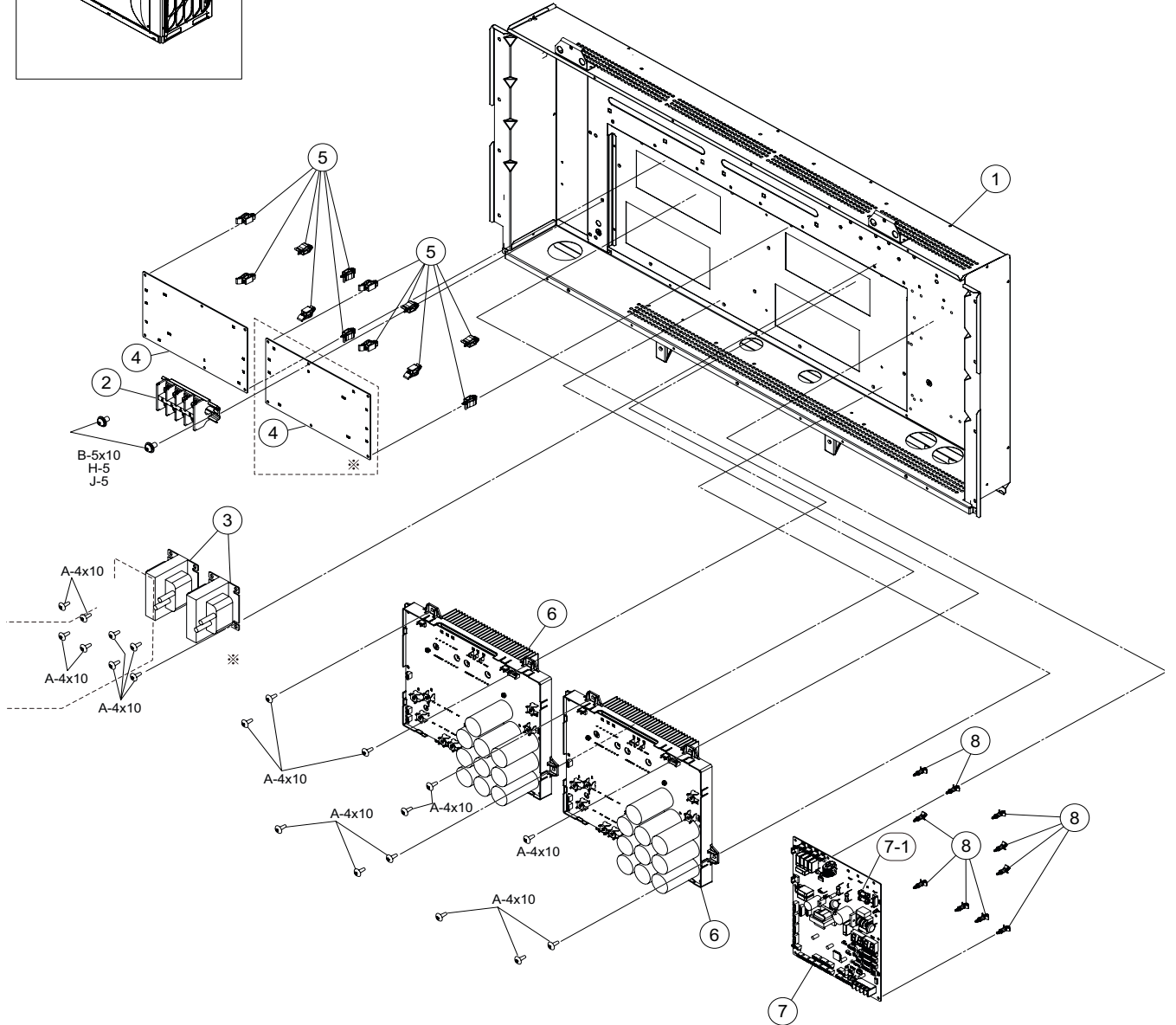
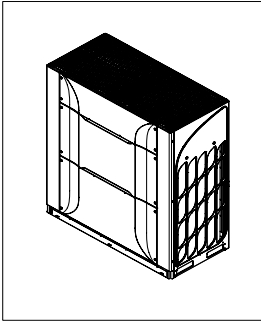
A	Truss Head Tapping Screw		F	Stud Bolt	
B	Round Head Screw		G	Nut	
C	Flat Head Screw		H	Washer	
D	Pan Head Tapping Screw		J	Spring Lock Washer	
E	Hexagon Head Bolt		K	Toothed Lock Washer	

NOTE:
The unicromated coating is applied to iron and steel material for the unspecified materials of the bolt and screw.

Electrical Parts

No.	DESCRIPTION	DWG No.	PART No.	MODEL NAME			REMARKS
				PRODUCT CODE	MODEL NAME	PRODUCT CODE	
1	Electrical Box	XEK12916 B	E05722	7E334239	RAS-20FSXNSE, 3~400V 50 HZ	7E334239	
2	Terminal Board	17P00843 C	P29802	7E334251	RAS-22FSXNSE, 3~400V 50 HZ	7E334251	TB1: 600V, 80A
3	Reactor	17H32793 B	P31332	7E334240	RAS-24FSXNSE, 3~400V 50 HZ	7E334240	DCL1: 1.0mH, 35A
		17H32793 C	P31333				DCL2: 1.0mH, 35A
4	Noise Filter	17A26887 B	P31277				NF1, NF2: NF161, Power fuses (PF 50A)
5	Holder	17G07802 A	P20985				Noise Filter Holder
6	Inverter Fin	17F21278 E	P31272				INV1, INV2: PV161, 19.5A, Smoothing Capacitor (8000µF)
		17F21278 F	P31273		2	2	INV1, INV2: PV161, 26A, Smoothing Capacitor (8000µF)
7	Control PCB	17B47250 B	P31267				PCB1: PO151
7-1	Fuse	17C90851 A	P27957				EFR1, EFS1: AC250V, 5A
8	Spacer	XEK30992 C	E03165				PCB Holder

Electrical Parts



B-5x10
H-5
J-5

A-4x10
A-4x10
A-4x10

A-4x10

A-4x10

A-4x10

A-4x10

A	Truss Head Tapping Screw		F	Stud Bolt	
B	Round Head Screw		G	Nut	
C	Flat Head Screw		H	Washer	
D	Pan Head Tapping Screw		J	Spring Lock Washer	
E	Hexagon Head Bolt		K	Toothed Lock Washer	

NOTE:
The unchromated coating is applied to iron and steel material for the unspecified materials of the bolt and screw.